



## Developing mouse skills

© Agenzija Sapport

November 2021

**Written by:**

Ms. Sharon Borg Schembri (Senior Assistive Technology Practitioner II– Occupational Therapist)

Ms. Bernice Farrugia (Assistive Technology Practitioner - Occupational Therapist)

Email: [actu.sapport@gov.mt](mailto:actu.sapport@gov.mt)

**Access to Communication and Technology Unit (ACTU)**

**Sonia Tanti Independent Living Centre (STILC), Hal Far Industrial Estate, Hal Far, BBG 3000**

Mouse skills involve the effective use of a mouse to complete tasks. These can be subdivided into:

1. Moving the mouse across the screen
2. Clicking the mouse to select items
3. Prolonged clicking and moving the mouse to move items around on the screen (Drag and Drop)

Mouse skills are important in the event that your child is using an electronic assistive device that does not have the option of a touch screen, such as a laptop. Using a mouse will help the child access any files or applications which he/she needs in order to complete daily tasks such as homework.


Various types and designs of mice are available on the market. These include: traditional mice, wireless mice, track balls, joy sticks, head mice, mouth-controlled mice and eye tracking mice. Prior to buying a mouse, please check whether the child finds it comfortable to use and that the chosen one can be used with your device.






The following are some strategies you can implement to teach mouse skills:






- Make sure the learner has enough space to move the mouse.
- Label the left button with a sticker to help the learner locate the button easily
- Start teaching the student the mouse over skill (i.e. just moving the mouse without clicking). Use the below games to practice this skill
- Then once the learner learns how to move the mouse over the screen to locate specific objects, proceed to left clicking.

Below you will find various links to online games which you can use to work on the above-mentioned mouse skills, in order to help improve a child's overall mouse skills. You may start trying to use a standard mouse, which is small so that it fits in the hands of your child comfortably and use the following games to help in the teaching of the mouse skills. If your child continues to find difficulty to use a standard mouse or it's difficult to use it due to physical disability, you may contact ACTU for further direction on how to refer your child for a consultation or ask your occupational therapist to refer to ACTU.

A number of these websites also have ads being displayed on the side. We recommend that you download an ad blocker prior to accessing these websites. AdGuard AdBlocker is a type of adblocker which can be downloaded from the chrome web store for free through this link [https://chrome.google.com/webstore/detail/adguard-adblocker/bgnkhnnamicmpeenaelnfhikgbklg/RK%3D2/RS%3D4f\\_cVKY90pHwoj4tziSFllTu3s4-](https://chrome.google.com/webstore/detail/adguard-adblocker/bgnkhnnamicmpeenaelnfhikgbklg/RK%3D2/RS%3D4f_cVKY90pHwoj4tziSFllTu3s4-)

Objective	Name of Activity	Link	Image
<p>1.</p> <p>Moving the mouse across the screen</p>	Pop bubbles with Peter Pickle	<a href="https://www.minimouse.us/">https://www.minimouse.us/</a>	
	Paint like Jackson Pollock	<a href="http://jacksonpollock.org/">http://jacksonpollock.org/</a>	
	Collecting Raindrops (You may wish to zoom in onto the game by pressing 'Ctrl' on your keyboard and scroll upward with your mouse at the same time)	<a href="https://www.happyclicks.net/move-swipe-games/toddlers_game_raindrops.php">https://www.happyclicks.net/move-swipe-games/toddlers_game_raindrops.php</a>	
	Under the Sea	<a href="https://www.happyclicks.net/move-swipe-games/toddlers_games_c_rab.php">https://www.happyclicks.net/move-swipe-games/toddlers_games_c_rab.php</a>	
	Make the Rain Fall	<a href="https://www.happyclicks.net/move-swipe-games/13-rain-game.php">https://www.happyclicks.net/move-swipe-games/13-rain-game.php</a>	

Objective	Name of Activity	Link	Image
2. Clicking the mouse to select items	Make a Pizza	<a href="https://abcya.com/games/pizza">https://abcya.com/games/pizza</a>	
	Pick a Platter	<a href="https://www.tvokids.com/preschool/games/pick-platter-16-hudson">https://www.tvokids.com/preschool/games/pick-platter-16-hudson</a>	
	Make a Mask	<a href="https://www.abcya.com/games/make-a-mask">https://www.abcya.com/games/make-a-mask</a>	
	Help Glorb the Alien get ready	<a href="https://minimouse.us/simon.htm">https://minimouse.us/simon.htm</a>	
	Click on the Windows, Cat and Bird	<a href="https://www.happyclicks.net/click-tap-games/toddlers_games/windows.php">https://www.happyclicks.net/click-tap-games/toddlers_games/windows.php</a>	

Objective	Name of Activity	Link	Image
<p>3.</p> <p>Prolonged clicking and moving the mouse to move items around on the screen (Drag and Drop)</p>	Build a House	<a href="https://www.abcya.com/games/build-a-house">https://www.abcya.com/games/build-a-house</a>	
	Match the Cups with the Saucer	<a href="https://www.happyclicks.net/drag-drop-games/12-cups.php">https://www.happyclicks.net/drag-drop-games/12-cups.php</a>  (This activity can also be used to practice colour matching)	
	Build a Doll House	<a href="http://web.archive.org/web/20080704033859/http://www.billybear4kids.com/games/stickers/dolhouse/IEstickers.html">http://web.archive.org/web/20080704033859/http://www.billybear4kids.com/games/stickers/dolhouse/IEstickers.html</a>	
	Fish Tank Scene Maker	<a href="https://prongo.com/fishtank/">https://prongo.com/fishtank/</a>	
	Match the Hat with the Cat	<a href="https://www.happyclicks.net/drag-drop-games/games_kittens.php">https://www.happyclicks.net/drag-drop-games/games_kittens.php</a>	

For more activities, you can visit <https://www.happyclicks.net/> and <https://www.abcya.com/> and choose accordingly. The activities on <https://www.happyclicks.net/> are sorted according to the mouse skill required, while the activities on <https://www.happyclicks.net/> are sorted according to school year and type of activity.

Please note that these sites were all chosen in November 2021. Therefore there is no guarantee that all the sites shall remain accessible following this date. If you note that a number of these sites don't work, please inform us so that we can look for new sites and update the list as needed.

Happy Practicing 😊