

# Setting up an AAC implementation plan for AAC users at home: Practical activities and examples Part 2

Resources

---

ACTU Team  
July 2020

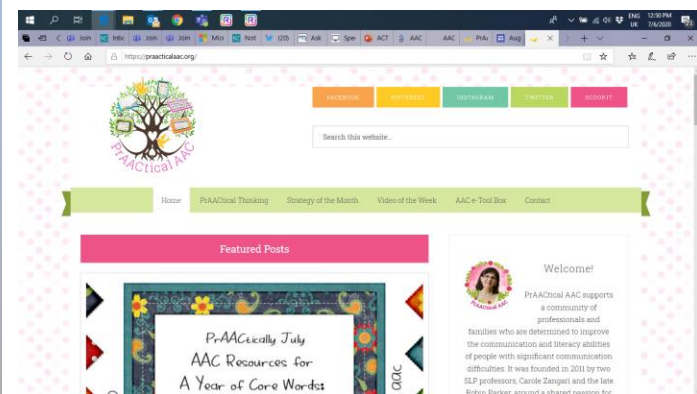
# So where do I find resources?

- Depends on
  - who you are: a parent, a teacher, a speech and language therapist etc
  - The kind of resource you are looking for: games, low tech boards that replicate your child's system, specific activity to target a goal that you are working towards, assessment resources



# Resources

- Genesis Augmentative and Alternative Communication website:
  - <https://sites.google.com/view/esdaac/home>
  - This site is a resource for everyone! Particularly useful for parents and educators
- PraAACTical AAC:
  - <https://praacticalaac.org/>
  - This site is an excellent resources for professionals
- PRC-Salttillo:
  - <https://www.prentrom.com/car egivers>



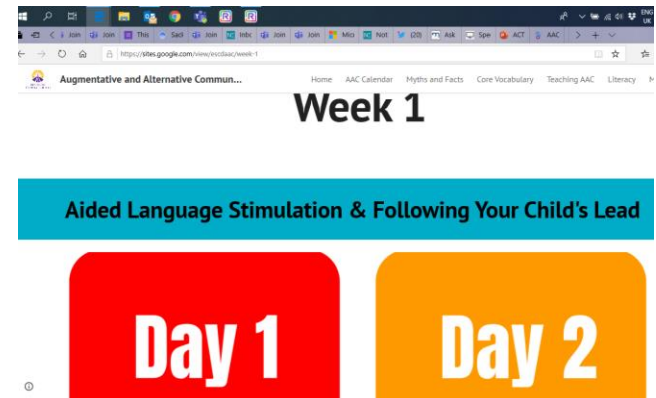
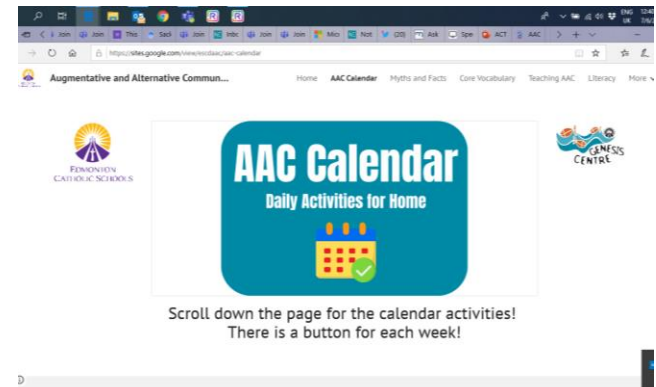
# I want to know more about my child's AAC device

- Genesis centre:
  - Videos of Snap & Core First, Touchchat, LAMP WFL, Proloquo2Go, PODD books
  - <https://sites.google.com/view/escdaac/aac-calendar>
- AVAZ:
  - YouTube channel
  - <https://www.youtube.com/user/avazapp>
- Grid 3:
  - YouTube channel
  - [https://www.youtube.com/results?search\\_query=grid+smartbox](https://www.youtube.com/results?search_query=grid+smartbox)
- Assistiveware: Proloquo2Go
  - YouTube channel
  - [https://www.youtube.com/results?search\\_query=assistiveware](https://www.youtube.com/results?search_query=assistiveware)



# Parent specific resources

- AAC Calendar
- There are videos for various vocabulary softwares including Proloquo2Go, Words for Life, Snap and Core First, Novachat
- It is divided into different weeks: younger and older learners
- Each week is themed e.g. Week 1 is about Aided Language Stimulation
- Week 2 is about Teaching core vocabulary and the art of waiting
- Each week has activities for 5 days
- Each day includes activities such as videos for you to watch, books to read with your child, activities to do with your child, and articles for you to read



# Parent resources: I don't have time!

- *Communication does not stop at home or at school. Successful communication happens when people with communication difficulties can use their AAC system in all environments.*
- Take a look at this article by Assistiveware:
- <https://www.assistiveware.com/blog/language-opportunities-using-aac-home>
- Videos for how to use AAC in these situations:
- Photo album
- Reading catalogues
- Arts & Crafts
- Watch TV
- Cooking
- Reading books
- Tidy up
- Play hide and seek



Home Products Support Learn AAC Blog

using their AAC system.

This [playlist of AAC videos](#) show fun and practical ways to use AAC.




Look at a family photo album

Talk about the pictures, the people, what ha  
what you like, what you see, etc.

# Therapy resources: core words


- Genesis website
  - <https://sites.google.com/view/escdaac/core-vocabulary>
  - Videos to learn more about core words and links to other sites
- Assistiveware core word classroom:
  - <https://www.assistiveware.com/blog/assistiveware-core-word-classroom>
  - Activities which tackle each core words
  - Free access

 **AssistiveWare Core Word Classroom**

1

CORE WORD OF THE WEEK

LIKE



WHYS & WAYS FOR LIKE

WHYS (REASONS TO COMMUNICATE)	WAYS (TO USE THE TARGET WORDS)
Choice making	like, like it, like that I like I like it I like that

EXPRESSING NEEDS AND WANTS

# Therapy resources:

## Core words

- Pathways for core words:
  - Companion app to Snap and Core First
  - Lesson plans, videos & a goals grid for tracking progress
  - app: <https://www.tobiidynavox.com/en-GB/software/free-resources/pathways-core-first-for-windows/?redirect=true>
  - Windows download: <https://www.microsoft.com/en-us/p/pathways-for-core-first/9nrn7g5lds8q?activetab=pivot:overviewtab>
  - iPad option also available





# Therapy resources: game ideas

- Inclusive teach has ideas on everyday toys plus communication boards
- <https://inclusiveteach.com/aac-communication-resources/>
- Mr Potato Head

ACHING RESOURCES ABOUT INCLUSIVETEACH.COM  
Penguin Race/Slide/Roller Coaster



Penguin Slide



# Therapy resources:

## Older children-Cooking

- PrAACtical AAC
- <https://praacticalaac.org/praactical/praactical-supports-for-older-learners-at-recipes-for-success-part-5-lets-cook/>
- Recipes which are symbolised
- Ideas on which core words you can use to support communication in the cooking activity using your child's AAC device/book

PrAACtical Supports for Older Learners:  
AT Recipes for Success, Part 5 – Let's  
Cook!

August 4, 2016 by [Carole Zangari](#) - 1 Comment



# Low tech communication boards

- You might want a low tech paper based communication board to try out or to replicate your child's system
- Liberator: Explainer video & resources -  
<https://www.liberator.co.uk/resources/low-tech-support-books>
  - Words for Life
  - EasyChat
  - Word Power



# ...Low tech communication boards

- Project core
  - <http://www.project-core.com/communication-systems/>
  - Communication boards/books/classroom posters/3D symbols
  - Includes low tech resources for children who use their eyes to communicate and for those who are using a system of yes/no with partner assistance to select words



# Resources for educators/speech & language therapists

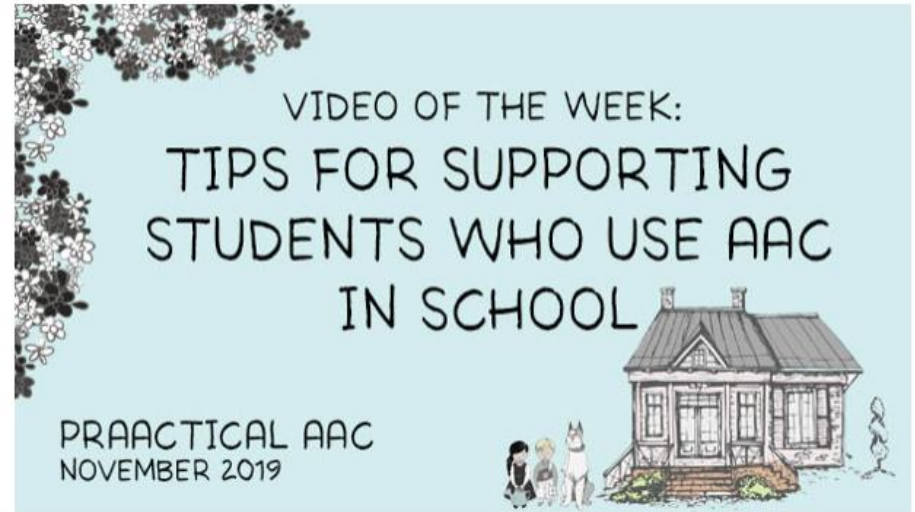
- AACLanguageLab: <https://aaclanguagelab.com/resources>
  - Evaluation tools
  - Therapy material
  - Language charts
  - Yearly fee but there are free resources plans, activities & resources
  - Works well with any of the Liberator devices and vocabularies



# Resources for educators and the school setting

- Interesting video from PrAACTical AAC
- <https://praacticalaac.org/video/video-of-the-week-tips-for-supporting-students-who-use-aac-in-school/>
- Projectcore has professional development modules:
- <http://www.projectcore.com/professional-development-modules/>
- AAC Scotland also has professional development modules
- <https://www.aacscotland.org.uk/modules/>

November 6, 2019 by **Carole Zangari** - 2 Comments



# Thank You

---

[actu.sapport@gov.mt](mailto:actu.sapport@gov.mt)

Tel: 21653938

